

Measurement of the B_s^0 lifetime

ALEPH Collaboration

D. Buskulic, I. De Bonis, D. Decamp, P. Ghez, C. Goy, J.-P. Lees, M.-N. Minard, P. Odier,
B. Pietrzyk

Laboratoire de Physique des Particules (LAPP), IN2P3-CNRS, 74019 Annecy-le-Vieux Cedex, France

F. Ariztizabal, P. Comas, J.M. Crespo, I. Efthymiopoulos, E. Fernandez, M. Fernandez-Bosman,
V. Gaitan, Ll. Garrido²⁹, M. Martinez, T. Mattison³⁰, S. Orteu, A. Pacheco, C. Padilla, A. Pascual

Institut de Fisica d'Altes Energies, Universitat Autònoma de Barcelona, 08193 Bellaterra (Barcelona), Spain⁷

D. Creanza, M. de Palma, A. Farilla, G. Iaselli, G. Maggi, N. Marinelli, S. Natali, S. Nuzzo,
A. Ranieri, G. Raso, F. Romano, F. Ruggieri, G. Selvaggi, L. Silvestris, P. Tempesta, G. Zito

Dipartimento di Fisica, INFN Sezione di Bari, 70126 Bari, Italy

Y. Chai, H. Hu, D. Huang, X. Huang, J. Lin, T. Wang, Y. Xie, D. Xu, R. Xu, J. Zhang,
L. Zhang, W. Zhao

Institute of High-Energy Physics, Academia Sinica, Beijing, China⁸

G. Bonvicini, J. Boudreau, D. Casper, H. Drevermann, R.W. Forty, G. Ganis, C. Gay, M. Girone,
R. Hagelberg, J. Harvey, J. Hilgart²⁷, R. Jacobsen, B. Jost, J. Knobloch, I. Lehraus, M. Maggi,
C. Markou, P. Mato, H. Meinhard, A. Minten, R. Miquel, H.-G. Moser, P. Palazzi, J.R. Pater,
J.A. Perlas, P. Perrodo, J.-F. Pusztaszeri, F. Ranjard, L. Rolandi, J. Rothberg², T. Ruan,
M. Saich, D. Schlatter, M. Schmelling, F. Sefkow⁶, W. Tejessy, I.R. Tomalin, R. Veenhof,
H. Wachsmuth, S. Wasserbaech², W. Wiedenmann, T. Wildish, W. Witzeling, J. Wotschack

European Laboratory for Particle Physics (CERN), 1211 Geneva 23, Switzerland

Z. Ajaltouni, M. Bardadin-Otwinowska, A. Barres, C. Boyer, A. Falvard, P. Gay, C. Guicheney,
P. Henrard, J. Jousset, B. Michel, J-C. Montret, D. Pallin, P. Perret, F. Podlyski, J. Proriol,
F. Saadi

*Laboratoire de Physique Corpusculaire, Université Blaise Pascal, IN2P3-CNRS, Clermont-Ferrand, 63177 Aubière,
France*

T. Fearnley, J.B. Hansen, J.D. Hansen, J.R. Hansen, P.H. Hansen, S.D. Johnson, R. Møllerud,
B.S. Nilsson¹

Niels Bohr Institute, 2100 Copenhagen, Denmark⁹

A. Kyriakis, E. Simopoulou, I. Siotis, A. Vayaki, K. Zachariadou

Nuclear Research Center Demokritos (NRCD), Athens, Greece

J. Badier, A. Blondel, G. Bonneaud, J.C. Brient, P. Bourdon, G. Fouque, L. Passalacqua, A. Rougé, M. Rumpf, R. Tanaka, M. Verderi, H. Videau

Laboratoire de Physique Nucléaire et des Hautes Energies, Ecole Polytechnique, IN2P3-CNRS, 91128 Palaiseau Cedex, France

D.J. Candlin, M.I. Parsons, E. Veitch

Department of Physics, University of Edinburgh, Edinburgh EH9 3JZ, UK¹⁰

E. Focardi, L. Moneta, G. Parrini

Dipartimento di Fisica, Università di Firenze, INFN Sezione di Firenze, 50125 Firenze, Italy

M. Corden, M. Delfino¹², C. Georgiopoulos, D.E. Jaffe, D. Levinthal¹⁵

Supercomputer Computations Research Institute, Florida State University, Tallahassee, FL 32306-4052, USA^{13,14}

A. Antonelli, G. Bencivenni, G. Bologna⁴, F. Bossi, P. Campana, G. Capon, F. Cerutti, V. Chiarella, G. Felici, P. Laurelli, G. Mannocchi⁵, F. Murtas, G.P. Murtas, M. Pepe-Altarelli, S. Salomone

Laboratori Nazionali dell'INFN (LNF-INFN), 00044 Frascati, Italy

P. Colrain, I. ten Have, I.G. Knowles, J.G. Lynch, W. Maitland, W.T. Morton, C. Raine, P. Reeves, J.M. Scarr, K. Smith, M.G. Smith, A.S. Thompson, S. Thorn, R.M. Turnbull

Department of Physics and Astronomy, University of Glasgow, Glasgow G12 8QQ, UK¹⁰

B. Brandl, O. Braun, C. Geweniger, G. Graefe, P. Hanke, V. Hepp, C. Karger, E.E. Kluge, Y. Maumary, A. Putzer¹, B. Rensch, A. Stahl, K. Tittel, M. Wunsch

Institut für Hochenergiephysik, Universität Heidelberg, 69120 Heidelberg, FRG¹⁶

R. Beuselinck, D.M. Binnie, W. Cameron, M. Cattaneo, D.J. Colling, P.J. Dornan, J.F. Hassard, N.M. Lieske²⁵, A. Moutoussi, J. Nash, S. Patton, D.G. Payne, M.J. Phillips, G. San Martin, J.K. Sedgbeer, A.G. Wright

Department of Physics, Imperial College, London SW7 2BZ, UK¹⁰

P. Girtler, D. Kuhn, G. Rudolph, R. Vogl

Institut für Experimentalphysik, Universität Innsbruck, 6020 Innsbruck, Austria¹⁸

C.K. Bowdery, T.J. Brodbeck, A.J. Finch, F. Foster, G. Hughes, D. Jackson, N.R. Keemer, M. Nuttall, A. Patel, T. Sloan, S.W. Snow, E.P. Whelan

Department of Physics, University of Lancaster, Lancaster LA1 4YB, UK¹⁰

A. Galla, A.M. Greene, K. Kleinknecht, J. Raab, B. Renk, H.-G. Sander, H. Schmidt, S.M. Walther, R. Wanke, B. Wolf

Institut für Physik, Universität Mainz, 55099 Mainz, FRG¹⁶

A.M. Bencheikh, C. Benchouk, A. Bonissent, D. Calvet, J. Carr, P. Coyle, C. Diaconu, J. Drinkard³, F. Etienne, D. Nicod, P. Payre, L. Roos, D. Rousseau, P. Schwemling, M. Talby
Centre de Physique des Particules, Faculté des Sciences de Luminy, IN2P3-CNRS, 13288 Marseille, France

S. Adlung, R. Assmann, C. Bauer, W. Blum, D. Brown, P. Cattaneo²³, B. Dehning, H. Dietl, F. Dydak²¹, M. Frank, A.W. Halley, K. Jakobs, J. Lauber, G. Lütjens, G. Lutz, W. Männer, R. Richter, J. Schröder, A.S. Schwarz, R. Settles, H. Seywerd, U. Stierlin, U. Stiegler, R. St. Denis, G. Wolf

Max-Planck-Institut für Physik, Werner-Heisenberg-Institut, 80805 München, FRG¹⁶

R. Alemany, J. Boucrot¹, O. Callot, A. Cordier, M. Davier, L. Duflot, J.-F. Grivaz, Ph. Heusse, P. Janot, D.W. Kimfn19¹⁹, F. Le Diberder, J. Lefrançois, A.-M. Lutz, G. Musolino, M.-H. Schune, J.-J. Veillet, I. Videau

Laboratoire de l'Accélérateur Linéaire, Université de Paris-Sud, IN2P3-CNRS, 91405 Orsay Cedex, France

D. Abbaneo, G. Bagliesi, G. Batignani, U. Bottigli, C. Bozzi, G. Calderini, M. Carpinelli, M.A. Ciocci, V. Ciulli, R. Dell'Orso, I. Ferrante, F. Fidecaro, L. Foà, F. Forti, A. Giassi, M.A. Giorgi, A. Gregorio, F. Ligabue, A. Lusiani, E.B. Mannelli, P.S. Marrocchesi, A. Messineo, F. Palla, G. Rizzo, G. Sanguinetti, P. Spagnolo, J. Steinberger, R. Tenchini¹, G. Tonelli²⁸, G. Triggiani, A. Valassi, C. Vannini, A. Venturi, P.G. Verdini, J. Walsh

Dipartimento di Fisica dell'Università, INFN Sezione di Pisa, e Scuola Normale Superiore, 56010 Pisa, Italy

A.P. Betteridge, Y. Gao, M.G. Green, D.L. Johnson, P.V. March, T. Medcalf, Ll.M. Mir, I.S. Quazi, J.A. Strong

Department of Physics, Royal Holloway & Bedford New College, University of London, Surrey TW20 OEX, UK¹⁰

V. Bertin, D.R. Botterill, R.W. Clift, T.R. Edgecock, S. Haywood, M. Edwards, P.R. Norton, J.C. Thompson

Particle Physics Dept., Rutherford Appleton Laboratory, Chilton, Didcot, Oxon OX11 0QX, UK¹⁰

B. Bloch-Devaux, P. Colas, H. Duarte, S. Emery, W. Kozanecki, E. Lançon, M.C. Lemaire, E. Locci, B. Marx, P. Perez, J. Rander, J.-F. Renardy, A. Rosowsky, A. Roussarie, J.-P. Schuller, J. Schwindling, D. Si Mohand, B. Vallage

Service de Physique des Particules, DAPNIA, CE-Saclay, 91191 Gif-sur-Yvette Cedex, France¹⁷

R.P. Johnson, A.M. Litke, G. Taylor, J. Wear

Institute for Particle Physics, University of California at Santa Cruz, Santa Cruz, CA 95064, USA²²

W. Babbage, C.N. Booth, C. Buttar, S. Cartwright, F. Combley, I. Dawson, L.F. Thompson

Department of Physics, University of Sheffield, Sheffield S3 7RH, UK¹⁰

E. Barberio³¹, A. Böhrer, S. Brandt, G. Cowan¹, C. Grupen, G. Lutters, F. Rivera²⁶,
U. Schäfer, L. Smolik

Fachbereich Physik, Universität Siegen, 57068 Siegen, FRG¹⁶

L. Bosisio, R. Della Marina, G. Giannini, B. Gobbo, L. Pitis, F. Ragusa²⁰

Dipartimento di Fisica, Università di Trieste e INFN Sezione di Trieste, 34127 Trieste, Italy

L. Bellantoni, W. Chen, J.S. Conway²⁴, Z. Feng, D.P.S. Ferguson, Y.S. Gao, J. Grahl,
J.L. Harton, O.J. Hayes III, J.M. Nachtman, Y.B. Pan, Y. Saadi, M. Schmitt, I. Scott, V. Sharma,
Z.H. Shi, J.D. Turk, A.M. Walsh, F.V. Weber, Sau Lan Wu, X. Wu, M. Zheng, and G. Zoernig

Department of Physics, University of Wisconsin, Madison, WI 53706, USA¹¹

Received 16 December 1993

Editor: L. Montanet

The lifetime of the B_s^0 has been measured in a data sample of 889 000 hadronic events recorded with the ALEPH detector at LEP. After background subtraction 30.8 ± 6.9 events are attributed to the semileptonic decay of the B_s^0 to a D_s^- and an opposite-sign lepton. A maximum-likelihood fit to the distribution of the proper times of these events yields a B_s^0 lifetime of $\tau_{B_s} = 1.92^{+0.45}_{-0.35} \pm 0.04$ ps.

1. Introduction

Measurements of the individual lifetimes of the b hadrons enable quantitative testing of the importance of non-spectator contributions, Pauli exclusion effects and final state interactions in b hadron decays. For

¹ Now at CERN, PPE Division, 1211 Geneva 23, Switzerland.

² Permanent address: University of Washington, Seattle, WA 98195, USA.

³ Now at University of California, Irvine, CA 92717, USA.

⁴ Also Istituto di Fisica Generale, Università di Torino, Torino, Italy.

⁵ Also Istituto di Cosmo-Geofisica del C.N.R., Torino, Italy.

⁶ Now at DESY, Hamburg, Germany.

⁷ Supported by CICYT, Spain.

⁸ Supported by the National Science Foundation of China.

⁹ Supported by the Danish Natural Science Research Council.

¹⁰ Supported by the UK Science and Engineering Research Council.

¹¹ Supported by the US Department of Energy, contract DE-AC02-76ER00881.

¹² On leave from Universitat Autònoma de Barcelona, Barcelona, Spain.

¹³ Supported by the US Department of Energy, contract DE-FG05-92ER40742.

¹⁴ Supported by the US Department of Energy, contract DE-FC05-85ER250000.

¹⁵ Present address: Lion Valley Vineyards, Cornelius, Oregon, USA.

¹⁶ Supported by the Bundesministerium für Forschung und Technologie, FRG.

¹⁷ Supported by the Direction des Sciences de la Matière, CEA.

¹⁸ Supported by Fonds zur Förderung der wissenschaftlichen Forschung, Austria.

¹⁹ Permanent address: Kangnung National University, Kangnung, Korea.

²⁰ Now at Dipartimento di Fisica, Università di Milano, Milano, Italy.

²¹ Also at CERN, PPE Division, 1211 Geneva 23, Switzerland.

²² Supported by the US Department of Energy, grant DE-FG03-92ER40689.

²³ Now at Università di Pavia, Pavia, Italy.

²⁴ Now at Rutgers University, Piscataway, NJ 08854, USA.

²⁵ Now at Oxford University, Oxford OX1 3RH, UK.

²⁶ Partially supported by Colciencias, Colombia.

²⁷ Now at SSCL, Dallas 75237-3946, TX, USA.

²⁸ Also at Istituto di Matematica e Fisica, Università di Sassari, Sassari, Italy.

²⁹ Permanent address: Dept. d'Estructura i Constituents de la Matèria, Universitat de Barcelona, 08208 Barcelona, Spain.

³⁰ Now at SLAC, Stanford, CA 94309, USA.

³¹ Now at Università della Calabria, Cosenza, Italy.

charmed hadrons such effects have been observed to be large (e.g. $\tau_{D^+}/\tau_{D^0} = 2.54 \pm 0.07$ [1]). In the case of b hadrons, due to the larger mass of the b quark, lifetime differences up to 15%–20% between the b hadrons are expected [2,3].

The B_s^0 has been observed via its semileptonic decays [4–6] and its mass has been precisely measured in a small number of fully reconstructed hadronic decays [7,8]. The technique used in this measurement of the B_s^0 lifetime is based on three-dimensional vertexing of the fully reconstructed D_s^- and the lepton originating from the $B_s^0 \rightarrow D_s^- l^+ \nu$ semileptonic decay^{#1}.

The following sections describe the ALEPH detector, the selection of the events, the measurement of the decay length, the procedure of estimating the boost in the presence of the neutrino, the fitting method and finally results and systematic errors.

2. The ALEPH detector and lepton identification

The ALEPH detector is described in detail in ref. [9]. Only a brief description of the apparatus is given here.

Charged particles are tracked with three devices inside a superconducting solenoid providing an axial field of 1.5 T. Closest to the beampipe is the vertex detector (VDET) [10], installed in 1991, which consists of silicon wafers with strip readout in two dimensions, arranged in two cylindrical layers at average radii of 6.3 and 10.8 cm. This detector covers an angular range down to $|\cos \theta| < 0.85$ for the inner layer only and $|\cos \theta| < 0.69$ with both layers. The point resolution is 12 μm at normal incidence in the $r\phi$ and rz dimensions. Surrounding the VDET is the inner tracking chamber (ITC), a drift chamber giving up to eight measurements in the $r\phi$ dimension. Outside the ITC, the time projection chamber (TPC) provides up to 21 space points for $|\cos \theta| < 0.79$, and a decreasing number for smaller angles, with four points at $|\cos \theta| = 0.96$. With this combined system a momentum resolution of $\Delta p/p = 0.0006 p$ (GeV/c)⁻¹ is obtained for 45 GeV/c muons. The TPC also provides up to 330 measurements of the specific ionization of

each charged track, with a measured dE/dx resolution of 4.5% for Bhabba electrons having 330 ionization samples. For charged particles with momenta above 3 GeV/c , the (60% truncated) mean specific ionization of pions and that of kaons are typically separated by two standard deviations.

Lepton identification in ALEPH is described in detail elsewhere [11]. Electrons are identified using the electromagnetic calorimeter (ECAL) and the TPC. The ECAL is a lead wire-chamber sandwich operated in proportional mode with cathode-pads readout in $0.8^\circ \times 0.8^\circ$ projective towers segmented in three longitudinal stacks. Electrons are identified by comparing the momentum measured in the TPC with the energy measured in the four ECAL towers closest to the track extrapolation, by checking the consistency of the depth of the ECAL shower with that expected for an electron, and by rejecting particles with a mean specific ionization more than 2.5 standard deviations below the expectation for an electron. Electron candidates identified as coming from photon conversions using the algorithm described in ref. [11] are rejected.

Muons are identified using the hadron calorimeter (HCAL) and the muon chambers. The HCAL is composed of the iron of the magnet return yoke interleaved with 23 layers of streamer tubes. The readout of the HCAL consists of strips with a pitch of 1 cm which are used for the muon tracking, and $3^\circ \times 3^\circ$ projective towers used for the hadronic energy measurement. The muon chambers surround the HCAL after a total of 7.5 interaction lengths of material and consist of four layers of streamer tubes, which provide three dimensional information on the position of a hit. For this analysis, muon candidates are accepted if they have a hit pattern characteristic of a penetrating particle in the HCAL or if they have at least two associated hits in the muon chambers.

3. Event selection and backgrounds

The B_s^0 is isolated using the following decays (fig. 1):

$$B_s^0 \longrightarrow D_s^- \ell^+ \nu$$

$$\quad \quad \quad \swarrow \quad \searrow$$

$$\quad \quad \quad \phi \pi^- \quad K^+ K^-$$

and

^{#1} Charge conjugate reactions are implied throughout this letter.

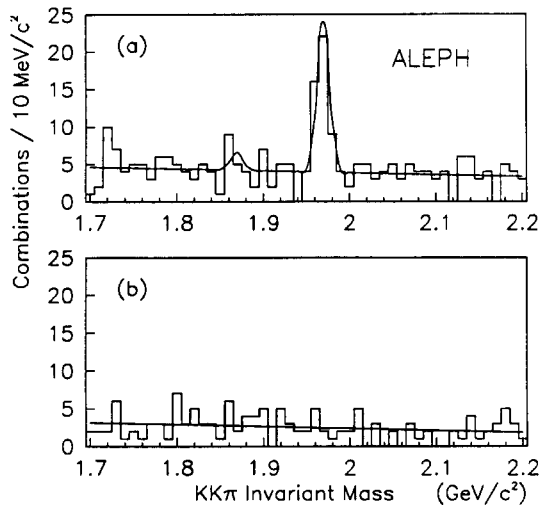


Fig. 2. The $KK\pi$ effective mass for (a) opposite-sign and (b) same-sign D_s lepton correlation. The solid curve is a fit of the sum of a polynomial and two Gaussians at the D^- and D_s^- masses with the expected resolution.

clear peak at a mass of $1.9677 \pm 0.0015 \text{ GeV}/c^2$, consistent with the D_s^- , can be seen in the opposite-sign correlation plot. In the same-sign plot no such peak is observed. Within $\pm 15 \text{ MeV}/c^2$ of the D_s^- mass, 47 events (16 in the $\phi\pi^-$ channel and 31 in the $K^{*0}K^-$ channel) are found and used for the lifetime measurement.

A source of background which is expected to show a structure in the mass distribution around the D_s^- mass in the $K^{*0}K^-$ channel, is the reflection of the $D^- \rightarrow K^{*0}\pi^-$ decay due to misidentification of the π^- as a K^- . In this case the D^- is produced in association with an opposite-sign lepton in the decay $B \rightarrow D^- X \ell^+ \nu$. This background is estimated to be 0.5 ± 0.2 events, using $BR(B \rightarrow D^- X \ell^+ \nu) = (4.0 \pm 0.6)\%$ and the efficiencies obtained from the Monte Carlo simulation. As a check, the rate for D^\pm is also obtained from the 5 ± 3 events observed in the D^- region of the $KK\pi$ mass distribution due to the Cabibbo-suppressed decay modes $D^- \rightarrow \phi\pi^-$ or $K^{*0}K^-$. Correcting this number by the appropriate branching ratios and relative efficiencies leads to an estimate of 0.5 ± 0.3 events reflecting as $D_s \rightarrow K^*K$, in agreement with the previous estimate.

The combinatorial background under the peak is estimated by fitting a polynomial to the side

bands of the opposite-sign correlation mass distribution between 1.7 and $2.2 \text{ GeV}/c^2$. The mass regions $m(D^+) \pm 20 \text{ MeV}/c^2$ and $1.94 \text{ GeV}/c^2 < m(KK\pi) < 2.02 \text{ GeV}/c^2$ are excluded from the side bands in order to avoid regions where the D^- signal and its reflection are expected. The estimated background is 11.9 ± 0.9 events (3.5 in the $\phi\pi^-$ channel and 8.5 in the $K^{*0}K^-$ channel).

Genuine D_s^- s from non- B_s^0 sources can also lead to an opposite-sign $D_s^- \ell^+$ correlation. These backgrounds have been discussed in detail in ref. [5] and are briefly summarized here.

$$\bar{B} \rightarrow D_s^{(*)-} D^{(*)+} X, \quad D^{(*)+} \rightarrow \ell^+ \nu X, \quad (1)$$

$$B \rightarrow D_s^{(*)-} X_s \ell^+ \nu. \quad (2)$$

Process (1) is the decay of B_d or B_u into states containing two charmed particles. Using the measurement of the product branching ratio $BR(B \rightarrow D_s X)BR(D_s \rightarrow \phi\pi) = (3.0 \pm 0.34) \times 10^{-3}$ averaged from refs. [12] and [13], semileptonic branching ratios of D^+ and D^0 from [1] and efficiencies obtained from Monte Carlo simulation of the $\phi\pi$ and the $K^{*0}K$ channels, a total of 3.8 ± 0.6 events are expected in the final sample. Process (2) is the semileptonic decay of a non-strange B meson to a hadronic system including a D_s and a hadronic system X_s carrying opposite strangeness. To date this decay has not been observed [14], but a theoretical analysis [15] yields the limit $BR(B_d, B^+ \rightarrow D_s X_s \ell^+ \nu) < 0.025 \times BR(B_d \rightarrow X \ell^+ \nu)$. As this background is expected to be very small, it is not explicitly included in the lifetime fit. The effect of its possible presence is taken into account in the systematic error. Table 1 summarizes the signal and background estimates for the B_s^0 selection.

4. Proper-time measurement

The proper time (t) and its error are obtained for each event from the decay length (l) and momentum (p_{B_s}) of the B_s^0 candidate using $t = lm_{B_s}/p_{B_s}c$ where m_{B_s} is the B_s^0 mass. The decay length is calculated by projecting the vector joining the interaction point and the B_s^0 decay vertex onto the B_s^0 flight direction as estimated from the D_s -lepton system [16].

The method used to reconstruct the event-by-event interaction point is made insensitive to the lifetime

Table 1
Signal and background estimates within ± 15 MeV/ c^2 of the D_s^- mass.

Component	Number of events
observed events	47
combinatorial background	11.9 ± 0.9
$D_s D$ background	3.8 ± 0.6
reflection background	0.5 ± 0.2
total background	16.2 ± 1.1
signal	30.8 ± 6.9

information of the tracks by projecting them onto the plane perpendicular to the jet to which they belong and combines this with the envelope of the luminous region. The centre of the luminous region is periodically determined from hadronic events reconstructed and analysed over 75 successive events. Using this algorithm on simulated $b\bar{b}$ events the average resolution on the position of the interaction point projected along the sphericity axis of the event is $85 \mu\text{m}$.

The position of the B_s^0 vertex is measured in three dimensions by first vertexing the three charged tracks from the decay of the D_s^- and then extrapolating the D_s^- track to its intersection with the lepton as shown in fig. 1. The resolutions along the direction of flight obtained in simulated events are $320 \mu\text{m}$ for the D_s^- vertex and $210 \mu\text{m}$ for the B_s^0 vertex.

The error on the decay length is calculated for each event from the tracking and vertexing errors. To determine how well this error and thus the proper time uncertainty is estimated, a resolution function is formed using the Monte Carlo simulation by fitting with a Gaussian the distribution of the difference between the reconstructed and true decay length divided by the uncertainty on the reconstructed decay length. This distribution is centred at zero and is well represented by a single Gaussian of sigma $S = 1.21 \pm 0.05$, indicating that the decay length uncertainty is underestimated. To take this into account in the lifetime fit, the calculated decay length error is scaled by S . Possible differences between Monte Carlo and real data for this quantity are considered in the systematic error.

The B_s^0 momentum is calculated as

$$p_{B_s^0}^2 = (E_{D_s} + E_\ell + E_\nu)^2 - m_{B_s}^2,$$

where E_{D_s} and E_ℓ are the measured energies of the

D_s^- and the lepton respectively. The neutrino energy (E_ν) is estimated using a missing energy technique. It is given by

$$E_\nu = E_{\text{tot}} - E_{\text{vis}},$$

where E_{tot} and E_{vis} are the total and visible energies in the same hemisphere as the B_s^0 candidate. The visible energy is obtained by summing the energies of the charged particles measured by the tracking detectors and the photons measured by the electromagnetic calorimeter. The small contribution from the neutral hadronic energy, which has a large measurement uncertainty, is not included. Using four-momentum conservation the total energy in the hemisphere is given by

$$E_{\text{tot}} = E_{\text{beam}} + \frac{m_{\text{same}}^2 - m_{\text{opp}}^2}{4E_{\text{beam}}},$$

where E_{beam} is the beam energy and the hemisphere masses on the same side (m_{same}) and opposite side (m_{opp}) of the B_s^0 candidate are calculated using the momenta of the photons and charged tracks measured in the appropriate hemisphere. Monte Carlo simulation shows that the addition of the hemisphere mass correction term to the beam energy improves the resolution on E_{tot} from 2.5 GeV to 1.3 GeV and yields a resolution on the neutrino energy of 2.8 GeV.

The final resolution obtained for the B_s^0 momentum using this method is displayed in fig. 3 which shows the distribution of the ratio (κ) of the reconstructed B_s^0 momentum divided by the true B_s^0 momentum for simulated B_s^0 events. The presence of D_s^- originating from a D_s^{*-} with the emission of a soft photon is included in Monte Carlo simulation assuming a value of 3.0 for the ratio $BR(B_s \rightarrow D_s^* l \nu) / BR(B_s \rightarrow D_s l \nu)$. The mean of the κ distribution is 1.05 and the r.m.s is 11.5% with about 85% of the events contained within a Gaussian core of sigma 5%. To correct for the shift from 1.0 and the non-Gaussian tail in this distribution, mainly due to energy losses, the κ distribution is used in the fitting procedure.

5. Fitting procedure

The B_s^0 lifetime and the proper-time structure of the combinatorial background are fitted simultaneously

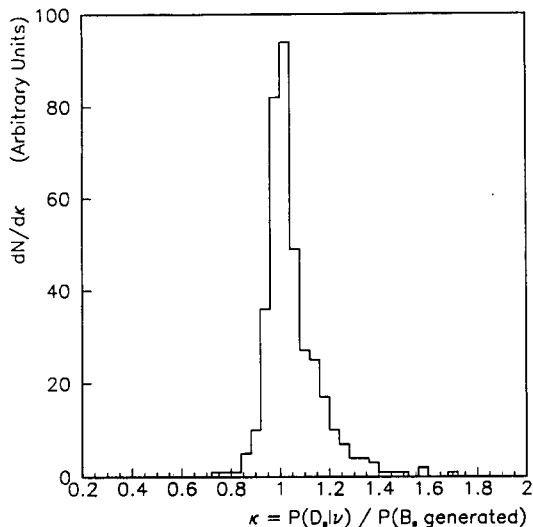


Fig. 3. The distribution of the ratio of the reconstructed $D_s l \nu$ momentum to the true B_s momentum as obtained from Monte Carlo simulation.

to the events in the peak and the side bands by maximizing the following unbinned likelihood function:

$$\mathcal{L} = \prod_{i=1}^{n_{\text{peak}}} \mathcal{P}_{\text{peak}}(t_i, S\sigma_i) \prod_{j=1}^{n_{\text{side}}} \mathcal{P}_{\text{comb}}(t_j, S\sigma_j),$$

where t_i and σ_i are the measured proper time and its error for event i . The proper-time probability distribution of the events in the peak consists of four components

$$\mathcal{P}_{\text{peak}} = f_{\text{sig}} \mathcal{P}_{\text{sig}} + f_{\text{comb}} \mathcal{P}_{\text{comb}} + f_{D_s D} \mathcal{P}_{D_s D} + f_{\text{refl}} \mathcal{P}_{\text{refl}}.$$

Here:

- The probability density function \mathcal{P}_{sig} of the B_s^0 signal is taken to be an exponential of lifetime τ_{B_s} convoluted with a Gaussian resolution function ($G(S\sigma_i)$) whose width is determined by the event-by-event error on the proper time σ_i scaled by the correction factor S discussed previously. The κ distribution is also numerically convoluted.

$$\mathcal{P}_{\text{sig}} = G(S\sigma_i) \otimes \exp(t, \tau_{B_s}) \otimes \kappa.$$

- The probability density function $\mathcal{P}_{\text{comb}}$ of the combinatorial background is parametrized from the data by a fit to the side bands and is given by

$$\begin{aligned} \mathcal{P}_{\text{comb}} = & f_0 G(S\sigma_i) + f_1 G(S\sigma_i) \otimes \exp(t, \tau_1) \\ & + (1 - f_0 - f_1) G(S\sigma_i) \otimes \exp(t, \tau_2). \end{aligned}$$

It consists of three components; a fraction f_0 of prompt (zero lifetime) background which is just the Gaussian resolution function and fractions f_1 and $1 - f_0 - f_1$ of two exponentials having lifetimes τ_1, τ_2 each convoluted with the same Gaussian resolution function.

- The probability density function $\mathcal{P}_{D_s D}$ of the $D_s D$ background is taken to be an exponential of lifetime $\tau_{D_s D}$ convoluted with the Gaussian resolution function.

$$\mathcal{P}_{D_s D} = G(S\sigma_i) \otimes \exp(t, \tau_{D_s D}).$$

As $\tau_{D_s D}$ cannot be measured in the data it is taken from a fit to the proper-time distribution observed in a Monte Carlo simulation of $B \rightarrow D_s D X$ events generated with the average b hadron lifetime (1.5 ps). After applying all the selection criteria this value is found to be $\tau_{D_s D} = 2.03^{+0.12}_{-0.11}$ ps. This effective lifetime is somewhat longer than the average b lifetime mainly because the boost is underestimated for these events. The error includes a variation range from 0.5 to 1.7 for the ratio of D^0 to D^+ yields in $B \rightarrow D_s D X$ decays, where the D is either a D^0 or a D^+ which decays semileptonically.

- The probability density function $\mathcal{P}_{\text{refl}}$ of the reflection background is taken to be an exponential of lifetime τ_{refl} convoluted with the Gaussian resolution function and the κ distribution.

$$\mathcal{P}_{\text{refl}} = G(S\sigma_i) \otimes \exp(t, \tau_{\text{refl}}) \otimes \kappa.$$

The value of τ_{refl} is set to the average b hadron lifetime of 1.5 ps.

To improve the statistical error on the background parametrization coming from the side band events, the same-sign correlation events are also included in the “side band” sample. As the likelihoods for the peak and “side bands” are maximized simultaneously, the statistical error on the lifetimes of the combinatorial background is included in the statistical error of τ_{B_s} .

The relative fractions of the signal (f_{sig}) and the backgrounds (f_{comb} , $f_{D_s D}$ and f_{refl}) are fixed in the fit and are taken from table 1. The free parameters in the fit are thus the B_s^0 lifetime (τ_{B_s}) and the shape

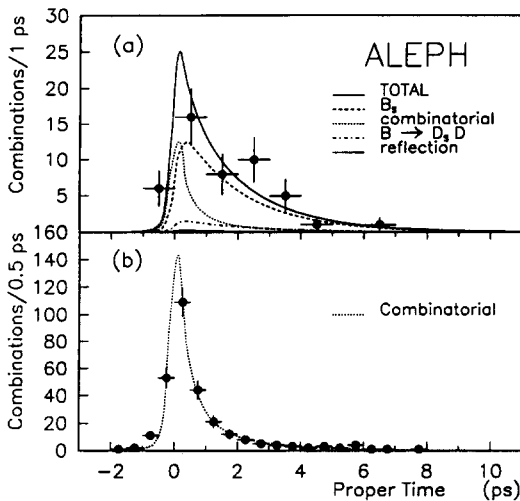


Fig. 4. Result of the maximum likelihood fit to the proper-time distribution of (a) the D_s^- mass region of the opposite-sign $D_s^- l^+$ correlation events and (b) the side bands of the opposite-sign $D_s^- l^+$ and all of the same-sign $D_s^- l^-$ correlation events.

of the combinatorial background as parametrized by f_0, f_1, τ_1 and τ_2 .

6. Results of the lifetime fits

Fig. 4a shows the proper time distribution of the events in the signal mass region of the opposite sign correlation events and the result of the lifetime fit. The fitted B_s^0 lifetime is

$$\tau_{B_s} = 1.92_{-0.35}^{+0.45} \text{ ps},$$

where the error is statistical only. Fig. 4b shows the proper time distribution of the events in the "side band" mass regions and the result of the lifetime fit. The various contributions to the systematic errors for the B_s^0 lifetime are summarized in table 2.

Although the scaling factor S for the decay length error cannot be directly measured in real data for the exact decay topology used in this analysis, a check on the accuracy of the Monte Carlo to reproduce the data is possible using a "pseudo" resolution function constructed from the data by selecting events unlikely to have a secondary vertex in one hemisphere and then measuring the apparent decay length observed in the

Table 2
Summary of systematic errors for the B_s^0 lifetime.

Source of systematic error	Value (ps)
uncertainty in tracking errors (S)	± 0.02
combinatorial background	± 0.02
$D_s D$ background	± 0.02
$D_s X_s l \nu$ background	$+0.01$ -0.00
hadronic neutral energy	± 0.02
higher mass $c\bar{s}$ states	± 0.01
total in quadrature	± 0.04

other hemisphere. To select these uds enriched events the hemisphere b tag described in ref. [17] is used in veto mode and fake $D_s^- l^+$ combinations are formed in the opposite hemisphere using the same selection criteria as for the B_s^0 except that no lepton identification is required. The sigma of a Gaussian fit to the negative side of the distribution of the measured decay length divided by its uncertainty is an estimate of S and yields a value of 1.20 ± 0.06 . A similar procedure performed on Monte Carlo $q\bar{q}$ events yields a value 1.15 ± 0.04 indicating good agreement between the Monte Carlo and data for this quantity. For the possible systematic error coming from the uncertainty on the knowledge of S , it is varied $\pm 10\%$ about the value of 1.21 obtained in the Monte Carlo simulation of the signal events, leading to a change of ± 0.01 ps in the B_s^0 lifetime. To take into account the effect of possible tails in the resolution function this error is increased to ± 0.02 ps.

To estimate the systematic error from the parametrization of the proper-time distribution of the combinatorial background an alternative parametrization consisting of a single exponential was used. This yielded a lifetime change of -0.02 ps. Varying the estimate of the number of combinatorial background events within the statistical error coming from the mass fit changed the lifetime of the B_s^0 by ± 0.02 ps. This latter error is added in quadrature to the statistical error.

Varying the size of the $D_s D$ background and its effective lifetime within their uncertainties changed τ_{B_s} by ± 0.02 ps. Taking the maximum theoretical limit for the branching ratio $B \rightarrow D_s X_s l \nu$ and the efficiency measured in a Monte Carlo simulation of this decay, a maximum of 1.3 events (95% confidence limit) aris-

ing from this process may be present in the sample. Using an effective lifetime of 1.65 ± 0.24 ps obtained for these events in the simulation, the effect on the B_s^0 lifetime is ± 0.01 ps.

The neglect of the neutral hadronic energy in the estimate of the missing energy, as well as being partly responsible for the tail of the κ distribution (fig. 3), introduces a systematic error in the neutrino energy measurement. To estimate this effect, the relative fraction of the tail was varied by $\pm 20\%$. This is a conservative upper limit on the uncertainty on the fraction of neutral hadronic energy in a hemisphere containing a high energy D_s^- and a lepton. It produces a variation of ± 0.02 ps in the B_s^0 lifetime.

The effect of B_s^0 decays to higher mass charm-strange states was investigated and estimated to contribute a systematic error of ± 0.01 ps. With the inclusion of the neutrino in the momentum estimate the sensitivity of the lifetimes to the assumed fragmentation and decay models is negligible. As the B_s^0 mass is well measured the systematic error from this source is also negligible.

To investigate the interpretation of the final error coming from the fit, 20 000 Monte Carlo experiments were produced with signal and background events generated according to the proper time distributions and number of events measured in this experiment. In these Monte Carlo experiments the total number of events in the signal peak was fixed to 47 and the number of background events allowed to vary within its statistical error according to a Poisson distribution. The bias on the lifetime arising from the use of the maximum likelihood method on a small statistical sample was found to be negligible and 69% of the experiments were found to be within one sigma of the error given by the fit. This study also shows that, if the true B_s^0 lifetime is 1.5 ps, the probability of measuring 1.92 ps or larger is 11%.

As a further consistency check, the lifetime of the D_s^- meson within the B_s^0 sample was also measured. The D_s^- decay length is calculated as the distance between the B_s^0 and D_s^- vertices. Using the same fitting method as described previously, except for the removal of the κ convolution, the maximum-likelihood fit to the data yields $\tau_{D_s^-} = 0.54_{-0.10}^{+0.13}$ ps in agreement with the world average value of $\tau_{D_s^-} = 0.45 \pm 0.03$ ps [1].

7. Conclusions

From a data sample of 889 000 hadronic Z events recorded with the ALEPH detector at LEP, 30.8 ± 6.9 events are attributed to the semileptonic decay of the B_s^0 to a D_s^- and an opposite-sign lepton. The proper times of these events are measured from their three-dimensional decay length and their relativistic boost estimated using a missing energy technique to account for the neutrino energy. A maximum-likelihood fit to the distribution of these proper times yields a B_s^0 lifetime of:

$$\tau_{B_s^0} = 1.92_{-0.35}^{+0.45} \pm 0.04 \text{ ps.}$$

This result is consistent with the B_s^0 lifetimes measured by the OPAL [18] and DELPHI collaborations [19] of $1.13_{-0.26}^{+0.35} \pm 0.09$ ps and 0.96 ± 0.37 ps respectively. It is also consistent with the average b lifetime of $\tau_b = 1.49 \pm 0.03 \pm 0.06$ ps measured by the ALEPH collaboration [20].

Acknowledgement

We wish to thank our colleagues in the CERN accelerator divisions for the successful operation of the LEP storage ring. We also thank the engineers and technicians in all our institutions for their support in constructing and operating ALEPH. Those of us from non-member states thank CERN for its hospitality.

References

- [1] Particle Data Group, Phys. Rev. D 45 (1992).
- [2] M.B. Voloshin and M.A. Shifman, Sov. Phys. JETP 64 (1986) 698.
- [3] I.I. Bigi and N. Uraltsev, Phys. Lett. B 280 (1992) 271.
- [4] DELPHI Collab., P. Abreu et al., Phys. Lett. B 289 (1992) 199.
- [5] ALEPH Collab., D. Buskulic et al., Phys. Lett. B 294 (1992) 145.
- [6] OPAL Collab., P.D. Acton et al., Phys. Lett. B 295 (1992) 357.
- [7] ALEPH Collab., D. Buskulic et al., Phys. Lett. B 311 (1993) 425; B 316 (1993) 631 (E).
- [8] CDF Collab., F. Abe et al., Phys. Rev. Lett. 71 (1993) 1685.
- [9] ALEPH Collab., D. Decamp et al., Nucl. Instr. Meth. A 294 (1990) 121.

- [10] G. Batignani et al., Conference Record of the 1991 IEEE Nuclear Science Symposium, Santa Fe, New Mexico, USA.
- [11] ALEPH Collab., D. Decamp et al., Phys. Lett. B 244 (1990) 551.
ALEPH Collab., D. Decamp et al., Phys. Lett. B 263 (1991) 325.
- [12] CLEO Collab., D. Bortoletto et al., Phys. Rev. Lett. 64 (1990) 2117.
- [13] ARGUS Collab., H. Albrecht et al., Z. Phys. C 48 (1992) 1.
- [14] ARGUS Collab., H. Albrecht et al., Z. Phys. C 60 (1993) 11.
- [15] E. Golowich et al., Z. Phys. C 48 (1990) 89.
- [16] ALEPH Collab., D. Buskulic et al., Phys. Lett. B 307 (1993) 194.
- [17] ALEPH Collab., D. Buskulic et al., Phys. Lett. B 313 (1993) 535.
- [18] OPAL Collab., P.D. Acton et al., Phys. Lett. B 312 (1993) 501.
- [19] DELPHI Collab., P. Abreu et al., Production Rate and Decay Lifetime Measurements of B_s^0 mesons at LEP using D_s and ϕ mesons, CERN-PPE/93-176.
- [20] ALEPH Collab., D. Buskulic et al., Phys. Lett. B 295 (1992) 174.